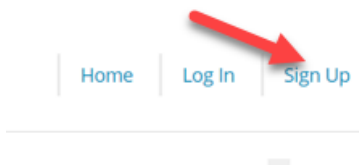
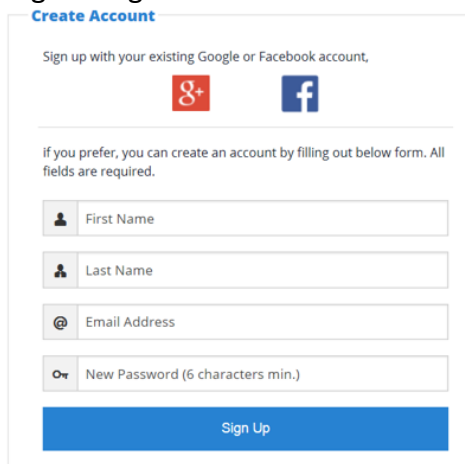


# Registering for PTBoard is Easy!

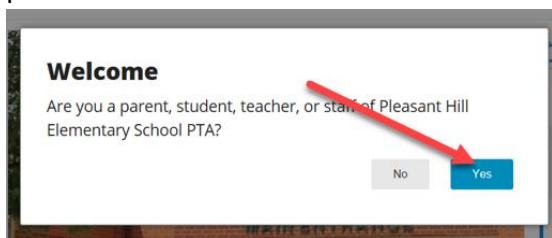
- Visit phill.ptboard.com
- Click "Sign Up" in the top right hand corner



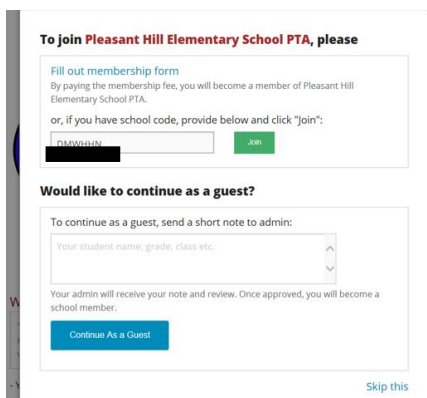
- Enter you information. Be sure to use the same email address that you used when registering with CUSD 200



- Select Yes when asked if you are a PHill parent.



- Enter our school code. If you do not have the school code, leave a note in the box stating your child's name and grade and select Continue As a Guest

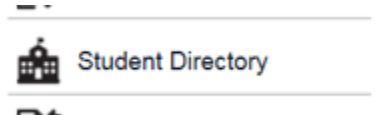


- You'll receive a confirmation email. Click the Confirm and Enroll button in the email to confirm your account.

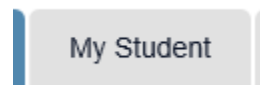
Welcome to PTBoard! Please click the following link to confirm your account information and complete your enrollment.



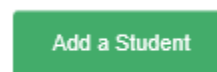
- Once you are registered, you can add your child's info by clicking the Student Directory tab.\*



- Select "My Student"



- If your child is not already listed, select "Add a Student". Complete the requested information.



To become a PTA member and gain access to the online directory, visit the Form and Payment section and select PTA Family Membership. Once you complete the checkout process, the online directory will display.

\*Please note that it is not necessary for you to enter your own child's information. The information will be loaded directly into the system in late September or early October.

It's that simple!

If you have any question, please contact Amy Bowers at amybowers@gmail.com