

Reopening Update






11.11.20



Current Learning Plans

- **Early Childhood/Elementary/Transition Center**
 - **In-person beginning September 1st**
 - **Virtual Academy as a full remote option**
 - **November 16th - Trimester 2 begins**
- **Middle and High Schools**
 - **Hybrid option transition started October 13th**
 - **Virtual Academy as full remote option for middle school**
 - **Live streaming as a full remote option for high school**

County Rates

DuPage County COVID-19 School Metrics¹ DuPage County COVID-19 Community Transmission Level: <u>SUBSTANTIAL</u> Week 44, 10/25/2020-10/31/2020			
COVID-19 School Metric	Value	Trend	Community Transmission Level by Metric
Illinois Department of Public Health (IDPH) County-Level Risk Metric Color <small>Source: IDPH County Level COVID-19 Risk Metrics</small>	Remained in ORANGE (IDPH-defined) for ≥ 2 consecutive weeks ²		Substantial
New Cases per 100,000 per Week² <small>Source: IDPH County Level COVID-19 Risk Metrics</small>	312 per 100,000 per week	 <small>Up from 222 per 100,000 in Week 43</small>	Substantial
Weekly Case Count Trend³ <small>Source: IDPH COVID-19 County & School Metrics</small>	Week 42 to Week 43 = +45.6% Week 43 to Week 44 = +40.7%		Substantial
Weekly Youth (<20 years old) Case Count Trend³ <small>Source: IDPH COVID-19 County & School Metrics</small>	Week 42 to Week 43 = +62.2% Week 43 to Week 44 = +55.8%		Substantial
Weekly Test Positivity² <small>Source: IDPH COVID-19 County & School Metrics</small>	10.6%	 <small>Up from 8.5% in Week 43</small>	Substantial
Neighboring/Regional Indicator Level⁴ <small>Source: IDPH County Level COVID-19 Risk Metrics</small>	Region 8 in Tier 1 mitigation for two or more consecutive weeks	Stable	Substantial

County Rates

“As stated in our framework, we encourage DuPage Superintendents to consider individual school-level factors such as case and outbreak activity, specific disease trends and distribution, absenteeism among students and staff within a school, ability of the school to implement key mitigation strategies, and alternate remote learning site options and safety protocols when making the decision for their school community.”

Individual School Level Factors

- **Case and Outbreak Activity**
- **Specific disease trends and distribution - evidence of school spread**
- **Ability of the school to implement key mitigation efforts**
- **Staff absenteeism**
- **Student absenteeism**
- **Ability to contact trace confirmed or probable cases**

Case or Outbreak Activity EC/Elementary

Week of:	9/1-9/6	9/7-9/13	9/14-9/20	9/21-9/27	9/28-10/4	10/5-10/11	10/12-10/18	10/19-10/25	10/26-11/1	11/2-11/8	Total
Students with Positive Tests	0	4	2	1	4	2	2	9	5	15	44
Maximum # of Students Quarantined in a Day Due to Close Contact With a Positive Case	5	11	14	30	37	30	32	48	57	99	
Staff with Positive Tests	0	2	0	0	0	1	1	2	2	3	11
Maximum # of Staff Quarantined in a Day Due to Close Contact With a Positive Case	13	8	3	3	3	0	2	7	11	17	

Case or Outbreak Activity

Middle School

Week of:	9/1-9/6	9/7-9/13	9/14-9/20	9/21-9/27	9/28-10/4	10/5-10/11	10/12-10/18	10/19-10/25	10/26-11/1	11/2-11/8	Total
Students with Positive Tests	X	X	X	X	X	X	2	9	8	12	31
Maximum # of Students Quarantined in a Day Due to Close Contact With a Positive Case	X	X	X	X	X	X	9	23	40	64	
Staff with Positive Tests	0	0	0	0	2	0	1	1	0	1	5
Maximum # of Staff Quarantined in a Day Due to Close Contact With a Positive Case	2	2	2	2	2	0	2	5	8	8	

Case or Outbreak Activity High School / Transition

Week of:	9/1-9/6	9/7-9/13	9/14-9/20	9/21-9/27	9/28-10/4	10/5-10/11	10/12-10/18	10/19-10/25	10/26-11/1	11/2-11/8	Total
Students with Positive Tests	X	X	X	X	X	X	3	12	7	20	42
Maximum # of Students Quarantined in a Day Due to Close Contact With a Positive Case	X	X	X	X	X	X	14	46	70	63	
Staff with Positive Tests	0	1	0	0	1	0	1	2	4	5	14
Maximum # of Staff Quarantined in a Day Due to Close Contact With a Positive Case	1	1	4	5	4	3	4	5	8	12	

Case or Outbreak Activity-School

Positive Confirmed Cases Thru 11/11/20 (AM)

*Starting Sept. 1

School	Student #	Staff #
Bower	4	2
Emerson	4	1
Hawthorne	3	0
Jefferson	1	2
Johnson	9	0
Lincoln	3	0
Longfellow	0	0
Lowell	6	2
Madison	5	1
Pleasant Hill	5	3
Sandburg	5	0
Washington	3	0
Whittier	5	1
Wiesbrook	5	1

*Starting Oct. 13th

School	Student #	Staff#
Edison	2	0
Franklin	8	1
Hubble	14	3
Monroe	8	1
South	35	10
North	23	4
Transition	0	1



Evidence of School Transmission

- **Through contact tracing, each confirmed or probable case is traced to determine source of transmission.**
 - To date, linked student cases have been connected through family (multiple students in same household) or activity outside of school
 - One staff case has been linked to school contact
 - IDPH has recently started to collect and report data on transmission



Staff Absences

- **Staff required to be out due to quarantine, isolation, child care, or waiting test results for themselves or family member**
 - **Week ending 10/31** **60**
 - **Week ending 11/7** **68**
 - **Current week (Mon/Tues)** **63**
- **Unfilled substitute positions**
 - **10/29 - 11/5** **42 unfilled**
 - **11/6 - 11/12 (4 days)** **86 unfilled**

Student Absences

High School

Percent of In-Person Students Present

	11/2	11/4	11/5	11/6	11/9
2020	76%	75%	73%	79%	72%
2019	93% (11/1)	95%	95%	94%	94% (11/7)

Student Absences

Middle School

Percent of In-Person Students Present

	11/2	11/4	11/5	11/6	11/9
2020	80%	79%	80%	78%	78%
2019	92% (11/1)	93%	94%	94%	93% (11/7)

Recently, 53 middle school hybrid students have requested a transfer to the Virtual Academy



Student Attendance Rate

EC / Elementary

Week	Percent of In-Person Students Present
9/1-9/4	98%
9/8-9/11	97%
9/14-9/18	97%
9/21-9/24	95%
9/28-10/2	96%
10/5-10/9	95%
10/13-10/16	96%
10/19-10/23	94%
10/26-10/30	94%
11/2-11/6	93%



Contact Tracing Challenges

Elementary (EC, Grades K-5)

- **Homeroom and Classroom Teacher**
- **If Applicable: Bus, Specialists, Outside of School**
- **At this time, an individual elementary school may be dealing with a 1-2 family cases in a single day.**

Secondary (Grades 6-12)

- **Multiple classroom periods / multiple teachers**
- **Extra-Curriculars**
- **If Applicable: Bus, Outside of School, Attends 4 Days a Week**
- **At this time, an individual secondary school may be dealing with a range of 3-12 family cases in a single day.**

Summary Dashboard

District 200 Factors	
Confirmed or Probable Case Activity	
Ability of our schools to implement all safety/mitigation plans <input type="checkbox"/>	
Number of outbreaks in District programs (5 or more clinically linked cases within 14 days) in the past week	0
Number of cases with transmission connected back to District programs in the past week	1
Students or staff reporting COVID like symptoms or exposure can be contacted by school within 24 hours to determine exclusionary protocols	
Students or staff reporting to school with COVID like symptoms can be contact traced by school within 24 hours	
Staff absenteeism trending similar to prior two weeks of in-person attendance/Ability to fill needed substitute positions	



Recommendation

- **Implement Adaptive Pause at the Middle School and High School.**

Review status at December 9th BOE Meeting

- **Continue with our in-person learning experience at the elementary level, Early Childhood, Transition Center, and specialized instructional programs for students with disabilities.**

Continue to review school level factors each week.

If at any point an adaptive pause is needed, every effort will be made to provide parents with notice a week in advance of the pause.

Additional Information

All Middle School and High School students will follow the same remote schedule used at the start of the school year

Families of students from the Middle School and High School specialized instructional programs will follow the same schedule used at the start of the school year

Students in the Transition program will follow the same schedule used at the start of the school year